


# Ultimate Guide To Using Scales In Establishing Good Sound And Technique

When it comes to the world of music, scales play a crucial role in developing good sound and technique. Whether you are an aspiring musician or a seasoned player, the knowledge and mastery of scales can greatly enhance your musical abilities. In this comprehensive guide, we will delve into the importance of scales and provide you with practical tips on how to utilize them effectively.

## The Importance of Scales

Scales serve as the building blocks of music. They are a series of notes arranged in ascending or descending order and form the foundation of melodies, chords, and harmonies. By practicing scales, musicians can develop essential skills such as finger dexterity, coordination, pitch accuracy, and overall technique.

Furthermore, scales provide a framework for understanding music theory and the relationships between different notes. They allow musicians to navigate through different keys, modes, and tonalities, ultimately expanding their repertoire and versatility.



## Simply Scales for Flute: A Guide to Using Scales in Establishing Good Sound and Technique

by Susan Piver(Kindle Edition)

★★★★★ 5 out of 5

Language	: English
File size	: 1488 KB
Text-to-Speech	: Enabled
Enhanced typesetting	: Enabled
Word Wise	: Enabled
Print length	: 26 pages
Lending	: Enabled

X-Ray for textbooks : Enabled  
Screen Reader : Supported



## Choosing the Right Scale

With countless scales available in music, it can be overwhelming to decide where to start. However, choosing the right scale largely depends on your musical goals, genre, and instrument. While some scales are commonly used across various genres, others are specific to certain styles, giving each a unique sound and character.

For beginners, it is advisable to start with Major and Minor scales. These scales are fundamental and provide a solid foundation for understanding music theory. As you gain more experience, you can explore other scales such as Pentatonic, Blues, Modes, and Ethnic scales based on your musical interests.

## Practicing Techniques

Now that you have chosen the scale that suits your musical aspirations, it's time to dive into practicing techniques that will help you establish good sound and technique. Here are some tried-and-true methods:

### 1. Start Slow

Building a strong foundation requires patience and precision. Begin by practicing scales slowly, focusing on accuracy and clarity of each note. Gradually increase the tempo as you become comfortable with the finger patterns and intervals.

### 2. Use a Metronome

A metronome is an invaluable tool for keeping a steady tempo and developing a strong sense of rhythm. Set the metronome at a comfortable pace and gradually increase it as you progress. This will help you internalize the rhythmic patterns of the scale and improve your overall timing.

### **3. Pay Attention to Finger Placement**

Proper finger placement is essential for efficient and effortless playing. Make sure your fingers are correctly positioned on the keys or fretboard and maintain a relaxed and light touch. Practicing scales with correct fingerings will enhance your speed, control, and precision.

### **4. Vary Articulation Techniques**

Experimenting with different articulation techniques can add depth and expressiveness to your playing. Try using legato, staccato, hammer-ons, and pull-offs to create a variety of sounds and textures. This will not only improve your technique but also enhance your musicality.

### **5. Practice in All Keys**

Transposing scales to different keys is an excellent way to expand your musical fluency and adaptability. Although it may feel challenging initially, regular practice in all keys will enhance your overall understanding of music theory and improve your ability to play in different tonalities.

## **Integrating Scales into Musical Repertoire**

While practicing scales in isolation is crucial, the ultimate goal is to integrate them seamlessly into your musical repertoire. Here are a few tips to help you incorporate scales into your playing:

### **1. Improvisation**

One of the most exciting ways to integrate scales into your playing is through improvisation. Improvising over chord progressions or backing tracks using scales allows you to explore different melodic ideas and personal expression. Start with simple improvisation exercises and gradually develop your improvisational skills.

## **2. Composing**

Understanding scales enables you to compose your own music more efficiently. Experiment with different scales, explore their unique characteristics, and use them as a foundation for creating melodies, harmonies, and chord progressions. This creative process will not only enhance your technical abilities but also nurture your musicality.


## **3. Learning Songs**

Many songs, especially in popular music, are based on specific scales or incorporate scale passages. By identifying these scales and practicing them in the context of songs, you can develop a deeper understanding of how scales are applied in different musical genres, expanding your musical vocabulary.

## **The Road to Mastery**

Mastering scales is an ongoing journey that requires dedication, perseverance, and consistent practice. As you progress, remember to stay motivated, set achievable goals, and enjoy the process of learning and growing as a musician.

The knowledge and application of scales will undoubtedly enhance your sound, technique, and overall musicality. So, grab your instrument, start exploring different scales, and embark on an incredible musical adventure!



## Simply Scales for Flute: A Guide to Using Scales in Establishing Good Sound and Technique


by Susan Piver(Kindle Edition)

★★★★★ 5 out of 5

Language : English  
File size : 1488 KB  
Text-to-Speech : Enabled  
Enhanced typesetting : Enabled  
Word Wise : Enabled  
Print length : 26 pages  
Lending : Enabled  
X-Ray for textbooks : Enabled  
Screen Reader : Supported




A Guide to Using Scales in Establishing Good Sound and Technique. Scales are often overlooked as a means of building a foundation of strong tone complex tone and clean technique to build advanced skills.



## Kathy Santo Dog Sense Kathy Santo - Unlocking the secrets of dog behavior


Are you a dog lover who wants to better understand your furry friend's behavior? Look no further! Kathy Santo, a highly respected dog trainer and...



## 10 Presidents Who Were Killed In Office - Shocking Truth Revealed!

Throughout history, the role of a president has been filled with power, ambition, and danger. While they carry the weight of the nation on their

shoulders, presidents also...




## Unveiling a World of Magic: Beautifully Illustrated Bedtime Stories for Beginner Readers with Fantasy Animals and Rhyming

Bedtime stories have always held a sense of wonder and magic for young children. They transport them to far-off lands, introducing them to captivating...



## The Blind Parables: An Anthology Of Poems

For centuries, poetry has been a medium for expressing emotions, thoughts, and experiences. It transcends the boundaries of language and connects with people...



## Rival Conceptions Of Freedom In Modern Iran

The Struggle for Freedom in Iran Iran, a country with a rich history and culture, has experienced various political, social, and cultural changes...



## Advances In Their Chemistry And Biological Aspects

In recent years, significant advances have been made in understanding the chemistry and biological aspects of a certain species. Scientists and...



## Getting Into Mini Reefs For The Marine Aquarium

Are you interested in enhancing the beauty of your marine aquarium with mesmerizing minireefs? Mini reefs are a fantastic addition to any aquarium setup, offering a...



## Exploring the Intriguing Connection Between History, Religion, and the Chinese Martial Arts

When one thinks of Chinese martial arts, popular images of intense training, powerful strikes, and legendary fighters often come to mind. However, beneath the...