

# **The Ultimate Trombone Position Chart: Unlocking the Secrets of the Trombone Fingering Chart!**


If you're a budding trombonist, an aspiring professional, or simply someone who appreciates the soulful melodies produced by this majestic instrument, then you've come to the right place. In this comprehensive guide, we will dive deep into the world of trombone playing and explore the mysteries behind the trombone position chart and the trombone fingering chart. Prepare yourself for an enlightening journey, filled with invaluable insights and tips that will help you master this magnificent brass instrument.

## **Understanding the Basics of Trombone Playing**

Before we delve into the intricacies of the trombone position chart and trombone fingering chart, it's essential to grasp the fundamentals of trombone playing. The trombone is a brass instrument that is renowned for its distinctive slide mechanism, which allows players to change pitches by extending or retracting the slide. This unique feature gives the trombone its characteristic sound and adds an unparalleled versatility to its repertoire.

## **Demystifying the Trombone Position Chart**

The trombone position chart is a visual representation of the positions of the slide required to produce certain notes. Initially, getting acquainted with the positions can be quite daunting, but fear not! With a little practice, patience, and dedication, you'll be navigating the trombone position chart with ease. Remember, Rome wasn't built in a day, and neither was a maestro trombonist!



## Trombone Position Chart: Trombone Fingering

Chart by Helen Winter([Print Replica] Kindle Edition)

★★★★★ 5 out of 5

Language : English

File size : 21903 KB

Screen Reader: Supported

Print length : 36 pages

Lending : Enabled



### Exploring the Different Positions

The trombone position chart typically consists of seven positions, represented by numbers or letters. Each position corresponds to a specific note on the musical scale. Starting from the first position, where the slide is fully retracted, each subsequent position extends the slide slightly further to produce higher notes. Understanding the relationship between these positions and the notes they produce is crucial for mastering the intricacies of the trombone fingering chart.

### Cracking the Code: The Trombone Fingering Chart

Now that you've gained a solid understanding of the trombone position chart, it's time to unravel the mysteries behind the trombone fingering chart. The fingering chart complements the position chart by indicating which combination of valve positions and slide positions should be used to produce specific notes.

### Navigating the Fingering Chart

The trombone fingering chart is divided into two sections: one for the valve combination, and the other for the corresponding slide position. By aligning the information from both sections, you can quickly determine the proper technique to play a particular note. Additionally, the chart can inform you of alternate fingerings

and slide positions, further expanding your repertoire and enabling you to tackle more challenging musical pieces.

## **Mastering the Techniques: Tips and Tricks**


Now that you have a firm grasp on both the trombone position chart and the trombone fingering chart, it's time to hone your skills and become a trombone virtuoso. Here are some essential tips and tricks to help you along your musical journey:

- **Practice regularly:** The key to mastering any instrument lies in consistent practice. Dedicate a specific time each day to practice your trombone playing.
- **Start slow:** Begin by mastering the basic positions and fingerings before progressing to more complex techniques.
- **Seek professional guidance:** Consider taking lessons from a skilled trombone teacher who can guide you through proper techniques and offer valuable feedback.
- **Experiment with different mouthpieces:** The right mouthpiece can greatly enhance your playing experience. Try out various options to find the one that suits your needs and preferences.
- **Listen to great trombone players:** Immerse yourself in the works of renowned trombonists and draw inspiration from their performances. This will help develop your musicality and style.

## **The Journey Continues**

Congratulations on reaching the end of this comprehensive guide!" With your newfound knowledge of the trombone position chart and trombone fingering

chart, you are well on your way to becoming an accomplished trombonist. Remember, mastery of any instrument takes time and dedication, so keep practicing, exploring new styles, and embracing the challenges that come your way. The world of trombone playing is yours to conquer!



## Trombone Position Chart: Trombone Fingering

**Chart** by Helen Winter([Print Replica] Kindle Edition)

★★★★★ 5 out of 5

Language : English

File size : 21903 KB

Screen Reader : Supported

Print length : 36 pages

Lending : Enabled




This book aims to help beginners play the trombone. Like all brass instruments, the trombone changes pitch when the physical length of the tubing the air passes through changes. The trombone has a special extendable slide that functions as the valves do on other brass instruments. The trombone changes length when the player extends the main slide. When the slide gets longer, the pitch goes lower.

The book includes 32 trombone diagrams with fingering positions, along with pitch names and staff notations. Each note here has its own page in the book. The musical notes in this book cover almost 3 octaves from E2 to B4.

The trombone's slide has seven positions: the 1st position is when the slide is pulled closest to you and the 7th is when it is fully extended. However, the slide has no markers indicating these positions. On each page, the slide position in red corresponds to the particular note depicted. When there are two red numbers for


the same note, it means that there are two variations for the slide position to create that note.

We hope these fingering charts will be a valuable visual aid for you.




## **Kathy Santo Dog Sense Kathy Santo - Unlocking the secrets of dog behavior**

Are you a dog lover who wants to better understand your furry friend's behavior? Look no further! Kathy Santo, a highly respected dog trainer and...



## **10 Presidents Who Were Killed In Office - Shocking Truth Revealed!**

Throughout history, the role of a president has been filled with power, ambition, and danger. While they carry the weight of the nation on their shoulders, presidents also...



## **Unveiling a World of Magic: Beautifully Illustrated Bedtime Stories for Beginner Readers with Fantasy Animals and Rhyming**

Bedtime stories have always held a sense of wonder and magic for young children. They transport them to far-off lands, introducing them to captivating...



## The Blind Parables: An Anthology Of Poems

For centuries, poetry has been a medium for expressing emotions, thoughts, and experiences. It transcends the boundaries of language and connects with people...



## Rival Conceptions Of Freedom In Modern Iran

The Struggle for Freedom in Iran Iran, a country with a rich history and culture, has experienced various political, social, and cultural changes...



## Advances In Their Chemistry And Biological Aspects

In recent years, significant advances have been made in understanding the chemistry and biological aspects of a certain species. Scientists and...



## Getting Into Mini Reefs For The Marine Aquarium

Are you interested in enhancing the beauty of your marine aquarium with mesmerizing minireefs? Mini reefs are a fantastic addition to any aquarium setup, offering a...



## Exploring the Intriguing Connection Between History, Religion, and the Chinese Martial Arts

When one thinks of Chinese martial arts, popular images of intense training, powerful strikes, and legendary fighters often come to mind. However, beneath the...