

# The Ultimate Beginner Guide To Clean Your House Step By Step

Cleaning your house can feel like a daunting task, especially if you are a beginner. However, with the right approach and a step-by-step guide, you can learn how to clean your house effectively and efficiently. In this article, we will walk you through the beginner-friendly methods to keep your house spick and span. So grab your cleaning supplies and let's get started!

## Step 1: Declutter

Before you begin cleaning, it's important to declutter your space. Go room by room and remove any items that are out of place or no longer needed. You can create separate piles for donations, recycling, and trash. This will not only make the cleaning process easier but also give your house a more organized and tidy look.

## Step 2: Dusting

Dusting is an essential step in cleaning your house. Start from the top and work your way down, using a microfiber cloth or a duster to remove dust from surfaces, shelves, furniture, and electronics. Don't forget to clean hard-to-reach places like ceiling fans and air vents. You can also use a vacuum cleaner with a brush attachment to easily clean fabric surfaces like sofas and curtains.

## Cleaning House Instructions: A Beginner's Guide to Clean Your House Step By Step

by Debbie Leppanen(Kindle Edition)

★★★★★ 4.9 out of 5

Language : English

File size : 26860 KB



Text-to-Speech : Enabled  
Enhanced typesetting : Enabled  
Lending : Enabled  
Screen Reader : Supported  
Print length : 47 pages



### **Step 3: Vacuuming and Mopping**

Next, it's time to vacuum and mop your floors. Start by vacuuming the entire house to pick up loose dirt and debris. Pay special attention to high-traffic areas, carpets, and rugs. Then, switch to mopping to remove stains and give your floors a thorough clean. Be sure to use appropriate cleaning solutions based on the type of flooring you have.

### **Step 4: Cleaning the Kitchen**

The kitchen is often considered the heart of a house, and it requires special attention when cleaning. Start by cleaning your countertops, sink, and backsplash with a mild cleaner. Wipe down your appliances and don't forget to clean the inside of your microwave and oven. Empty and clean out your fridge regularly to avoid unpleasant odors. Lastly, sweep and mop the kitchen floor to complete the process.

### **Step 5: Bathroom Cleaning**

Now it's time to tackle the bathrooms. Use a bathroom cleaner to remove soap scum, mold, and mildew from the tiles, bathtub, and toilet. Scrub the sink and

clean the mirrors. Don't forget to wash the shower curtain and liner if applicable. Finally, mop the bathroom floor and replace any used towels or rugs.

## Step 6: Bedroom and Living Area

When cleaning your bedroom and living area, start by making your bed and fluffing up the pillows. Dust all surfaces, including furniture, shelves, and electronics. Vacuum or sweep the floors, and if applicable, clean any upholstery or curtains. Lastly, empty the trash cans throughout the house.

## Step 7: Final Touches

Once you have completed all the major cleaning tasks, it's time for the final touches. Take a few moments to walk through each room and ensure everything is in place. Straighten cushions and pillows, arrange decor, and give the house a nice scent by using air fresheners or essential oils.

Cleaning your house can be a rewarding experience, especially when you follow a step-by-step guide. By decluttering, dusting, vacuuming, mopping, and paying attention to each room, you can achieve a clean and organized living space. Remember to establish a regular cleaning routine to maintain the cleanliness of your house. So roll up your sleeves and get ready to clean your house like a pro!



## Cleaning House Instructions: A Beginner's Guide to Clean Your House Step By Step

by Debbie Leppanen (Kindle Edition)

★★★★☆ 4.9 out of 5

Language : English

File size : 26860 KB

Text-to-Speech : Enabled

Enhanced typesetting : Enabled


Lending : Enabled

Screen Reader : Supported

Print length : 47 pages




Few years ago, I found out that I've been cleaning my home all wrong. I was in a hotel room, when a maid came in and sprayed a solution on every surface...and then left. Right when I thought she'd forgotten, she returned. She wiped for less than two minutes with a thin dry cloth, and the whole place sparkled. It had, frankly, never occurred to me to let one solution do all the work, so I asked her what she'd used. It was something called Butcher's Bath Mate—an industry standby. Pro cleaners have brilliant tricks to get the job done. So, I write this book to tell you about this!




## **Kathy Santo Dog Sense Kathy Santo - Unlocking the secrets of dog behavior**

Are you a dog lover who wants to better understand your furry friend's behavior? Look no further! Kathy Santo, a highly respected dog trainer and...



## **10 Presidents Who Were Killed In Office - Shocking Truth Revealed!**

Throughout history, the role of a president has been filled with power, ambition, and danger. While they carry the weight of the nation on their shoulders, presidents also...



## Unveiling a World of Magic: Beautifully Illustrated Bedtime Stories for Beginner Readers with Fantasy Animals and Rhyming

Bedtime stories have always held a sense of wonder and magic for young children. They transport them to far-off lands, introducing them to captivating...



## The Blind Parables: An Anthology Of Poems

For centuries, poetry has been a medium for expressing emotions, thoughts, and experiences. It transcends the boundaries of language and connects with people...



## Rival Conceptions Of Freedom In Modern Iran

The Struggle for Freedom in Iran Iran, a country with a rich history and culture, has experienced various political, social, and cultural changes...



## Advances In Their Chemistry And Biological Aspects

In recent years, significant advances have been made in understanding the chemistry and biological aspects of a certain species. Scientists and...



## Getting Into Mini Reefs For The Marine Aquarium

Are you interested in enhancing the beauty of your marine aquarium with mesmerizing minireefs? Mini reefs are a fantastic addition to any aquarium setup, offering a...



## Exploring the Intriguing Connection Between History, Religion, and the Chinese Martial Arts

When one thinks of Chinese martial arts, popular images of intense training, powerful strikes, and legendary fighters often come to mind. However, beneath the...