


Learn How To Play The Recorder Like a Pro - Easy Step-by-Step Guide

Playing a musical instrument is not only a beautiful form of self-expression but also a great way to improve cognitive abilities and enhance overall well-being. If you are looking for a beginner-friendly instrument that is both affordable and versatile, look no further than the recorder. In this comprehensive guide, we will walk you through everything you need to know to master the art of playing the recorder.

1. Choosing the Right Recorder

Before you start your musical journey with the recorder, it is important to make sure you have the right instrument. There are several types of recorders available, such as soprano, alto, tenor, and bass, each producing a unique set of sounds. For beginners, the soprano recorder is highly recommended due to its size and ease of use.

When purchasing a recorder, it is crucial to choose a high-quality instrument that provides good tonal quality and durability. Look for recorders made from wood or high-grade plastic materials, as they generally offer better sound quality compared to cheaper alternatives.



How to Play the Recorder: A Beginner's Guide to Learn to Play the Recorder with Follow Along Audio Examples by Jason Randall(Kindle Edition)

★★★★☆ 4.3 out of 5

Language : English
File size : 39286 KB
Text-to-Speech : Enabled
Screen Reader : Supported

Enhanced typesetting : Enabled
X-Ray : Enabled
Word Wise : Enabled
Print length : 100 pages
Lending : Enabled



2. Getting Familiar with the Recorder

Once you have your recorder, take some time to familiarize yourself with its different parts. The recorder consists of three sections: headjoint, body, and footjoint. The headjoint contains the mouthpiece and the window, which produces sound when blown into. The body features tone holes that produce various pitches, while the footjoint extends the length of the recorder.

Hold the recorder properly by placing your left hand on the lower part of the recorder and your right hand on the upper section. Ensure both thumbs cover the back of the recorder for stability. Practice holding the instrument correctly to establish good habits from the beginning.

3. Mastering Basic Recorder Techniques

Learning the basic techniques is the key to playing the recorder fluently. Start with proper breathing techniques, as it is crucial to produce clear and smooth sounds. Take deep breaths and blow gently into the mouthpiece. Experiment with different blowing pressures to achieve the desired sound.

Next, work on your finger placement. The recorder has seven finger holes on the front and one thumb hole on the back. Each finger placement corresponds to a specific note. Spend time practicing the fingerings and gradually increase your speed and accuracy.

Once you are comfortable with the basic fingerings, you can begin learning different beginner-friendly tunes. Start with simple melodies and gradually progress to more complex compositions. Practice regularly and be patient with yourself, as mastering any musical instrument takes time and dedication.

4. Expanding Your Repertoire

Once you have a good grasp of the basic techniques, it is time to expand your repertoire. Explore different music genres and experiment with various styles of playing. The recorder is a versatile instrument that can be used in classical, folk, and contemporary music.

Joining a recorder ensemble or taking lessons from a recorder teacher can greatly enhance your skills. Playing with others allows you to learn new techniques, develop musicality, and improve overall ensemble-playing abilities. It is also a fantastic way to make new friends who share your passion for music.

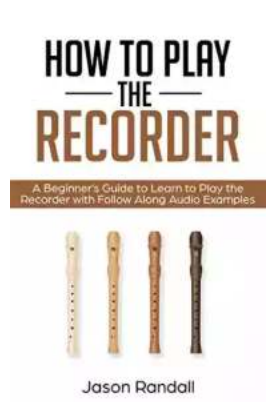
5. Maintaining Your Recorder

Proper maintenance of your recorder is essential to ensure it stays in excellent condition and produces quality sounds. After each practice session, wipe the recorder with a soft cloth to remove moisture and dirt. Additionally, gently swab the interior of the recorder with a cleaning rod and cloth to prevent the buildup of debris.

It is advisable to oil your wooden recorder periodically to maintain its longevity. Use a cloth or your fingers to apply a small amount of bore oil to the interior of the recorder. This helps prevent cracks and keeps the wood hydrated.

The recorder is a fantastic instrument for beginners to learn. With the right guidance and dedication, you can become a skilled recorder player in no time.

Remember to choose a quality instrument, practice proper techniques, expand your repertoire, and maintain your recorder regularly. So, grab your recorder, take a deep breath, and let the melodious sounds fill the air!



How to Play the Recorder: A Beginner's Guide to Learn to Play the Recorder with Follow Along Audio Examples by Jason Randall(Kindle Edition)

★★★★☆ 4.3 out of 5

Language : English
File size : 39286 KB
Text-to-Speech : Enabled
Screen Reader : Supported
Enhanced typesetting : Enabled
X-Ray : Enabled
Word Wise : Enabled
Print length : 100 pages
Lending : Enabled



Boost Your Recorder Playing Skills Today With The Ultimate Guide To Mastering The Art Of Playing The Recorder Flute Like A Pro.

If you're struggling to get started playing the recorder and would like to learn an effective way to memorize, play and combine notes to make music that tug at the heartstrings, then this guide is for you.

There are few experiences as soothing and enjoyable as hearing an experienced player delight your ears with a woodwind instrument. The enjoyment goes double if you're the player. From folk songs to lullabies and crowd-pulling pop music, the recorder flute is an iconic woodwind instrument that has found its way into many beautiful pieces of music.


From learning how to properly hold the recorder to making your first note, Jason Randall takes you by the hand and shows you everything you need to know about playing the recorder in a way that is fun, enjoyable and accessible.

In *How to Play The Recorder*, you're going to discover:

- The intriguing history of the recorder family
- Explanations that are enhanced with lucid illustrations that are easy to understand
- Simple exercises with audio samples to follow and practice at your own pace
- Sample pieces of music you can try out with your recorder with audio samples, ranging from easy to difficult and arranged in a way to prevent overwhelm
- ...and much more!

Even though it is designed with beginners in mind, *How to Play The Recorder* is a comprehensive guide that has something for all recorder players regardless of skill level and will help you become a better recorder player.

Ready to take your playing skills to the next level? Scroll up and click the button to buy now!



Kathy Santo Dog Sense Kathy Santo - Unlocking the secrets of dog behavior

Are you a dog lover who wants to better understand your furry friend's behavior? Look no further! Kathy Santo, a highly respected dog trainer and...



10 Presidents Who Were Killed In Office - Shocking Truth Revealed!

Throughout history, the role of a president has been filled with power, ambition, and danger. While they carry the weight of the nation on their shoulders, presidents also...



Unveiling a World of Magic: Beautifully Illustrated Bedtime Stories for Beginner Readers with Fantasy Animals and Rhyming

Bedtime stories have always held a sense of wonder and magic for young children. They transport them to far-off lands, introducing them to captivating...



The Blind Parables: An Anthology Of Poems

For centuries, poetry has been a medium for expressing emotions, thoughts, and experiences. It transcends the boundaries of language and connects with people...



Rival Conceptions Of Freedom In Modern Iran

The Struggle for Freedom in Iran Iran, a country with a rich history and culture, has experienced various political, social, and cultural changes...



Advances In Their Chemistry And Biological Aspects

In recent years, significant advances have been made in understanding the chemistry and biological aspects of a certain species. Scientists and...



Getting Into Mini Reefs For The Marine Aquarium

Are you interested in enhancing the beauty of your marine aquarium with mesmerizing minireefs? Mini reefs are a fantastic addition to any aquarium setup, offering a...



Exploring the Intriguing Connection Between History, Religion, and the Chinese Martial Arts

When one thinks of Chinese martial arts, popular images of intense training, powerful strikes, and legendary fighters often come to mind. However, beneath the...