

Getting Into Mini Reefs For The Marine Aquarium

Are you interested in enhancing the beauty of your marine aquarium with mesmerizing minireefs? Mini reefs are a fantastic addition to any aquarium setup, offering a stunning glimpse into the colorful and diverse world beneath the sea. Not only do mini reefs provide an attractive focal point, but they also support marine life by creating a thriving ecosystem within your aquarium. In this article, we will explore the ins and outs of getting into mini reefs for the marine aquarium, providing you with valuable insights and tips to kickstart your journey.

Why Choose Mini Reefs?

Mini reefs, also known as microreefs, offer numerous benefits for both you and your marine life. These self-contained ecosystems are environmentally friendly and relatively low maintenance compared to larger reef systems. They create a balanced habitat for various marine organisms, contributing to a healthier and more diverse aquarium environment.

In terms of aesthetics, mini reefs are a visual delight. They come in a variety of shapes, sizes, and colors, allowing you to customize your aquarium space according to your preferences. Through the vibrant coral species and intricate rock formations, mini reefs evoke a sense of tranquility and bring a piece of the ocean into your home.

Getting Into Mini Reefs (For the marine aquarium)


by Pauline Creeden(Kindle Edition)

★★★★☆ 4 out of 5

Language : English

File size : 3066 KB

Text-to-Speech : Enabled



Screen Reader : Supported
Enhanced typesetting: Enabled
Print length : 64 pages



Setting Up Your Mini Reef

Before diving into the world of mini reefs, there are several key factors to consider:

- **Tank Size:** Assess the size of your aquarium and determine if it can accommodate a mini reef. While mini reefs are smaller in scale, it's essential to ensure adequate space for both the reef and marine life.
- **Lighting and Filtration:** Mini reefs require specific lighting conditions to support the growth of corals. Look into the light spectrum and intensity needed for the specific coral species you plan to include. Additionally, consider investing in a quality filtration system to maintain water cleanliness.
- **Water Quality:** Regular testing of water parameters, such as temperature, salinity, and pH, is crucial for maintaining the health and longevity of your mini reef. Ensure you have the necessary equipment and knowledge to monitor and maintain optimal water quality.
- **Coral Selection:** Research the compatibility of different coral species and their care requirements before adding them to your mini reef. Some corals may grow faster and require more attention, while others are hardier and easier to maintain.

Popular Mini Reef Species

Here are a few popular mini reef species that are often chosen for their vibrant colors and relative ease of care:

1. **Montipora:** Known for their stunning growth patterns and wide range of colors, Montipora corals make for an eye-catching addition to any mini reef.
2. **Zoanthids:** Zoanthids, or "zoas" for short, are renowned for their striking color combinations and ability to thrive in various lighting conditions.
3. **Mushroom Coral:** With their unique shapes and captivating textures, mushroom corals are a popular choice among reef enthusiasts. They are relatively low maintenance and can add a delightful pop of color to your mini reef.
4. **Xenia:** Xenia corals have a mesmerizing pulsating motion, making them a captivating addition to your marine aquarium. They require moderate lighting and can propagate easily.
5. **Acropora:** Acropora corals are highly sought after for their intricate branching structures and vivid colors. Though they require more specific care, their beauty is well worth the effort.


Maintaining Your Mini Reef

Proper maintenance is crucial to ensure the longevity and health of your mini reef. Here are some essential steps to follow:

- Regularly monitor water parameters using a test kit and make necessary adjustments to maintain optimal levels.
- Perform routine water changes to remove excess nutrients and maintain water quality.

- Clean and maintain your filtration system to prevent debris buildup.
- Regularly inspect and trim corals as needed to prevent overgrowth or potential damage to nearby specimens.
- Observe your mini reef daily, ensuring the well-being of the inhabitants and addressing any issues promptly.

Getting into mini reefs for the marine aquarium opens up a world of beauty, creativity, and tranquility. By carefully selecting and maintaining your mini reef, you can create a stunning underwater display that will impress both yourself and your guests. The vibrant colors, intricate structures, and delicate marine life will provide endless fascination and become a captivating centerpiece of your marine aquarium. So dive in and let the enchanting world of mini reefs beautify your underwater realm!



Getting Into Mini Reefs (For the marine aquarium)

by Pauline Creedon(Kindle Edition)

★★★★☆ 4 out of 5

Language : English

File size : 3066 KB

Text-to-Speech : Enabled

Screen Reader : Supported


Enhanced typesetting : Enabled

Print length : 64 pages




Only a few years ago it was believed almost impossible for a newcomer to the saltwater aquarium hobby - even someone with long experience in the freshwater aquarium hobby – to be able to set up an aquarium designed to house not only fish but also the other animals that make the world’s coral reefs as vibrantly

attractive to viewers as they are. That is no longer true. Today even people with no aquaristic history at all behind them are able to establish miniature reef aquariums and keep them going successfully. Their success is partly the result of the fact that today's synthetic sea salts and equipment, especially the filtration and lighting equipment, are far superior to what has preceded them. But there is another reason as well: the great increase in the body of knowledge about keeping the creatures of the reef alive in our tanks. In this eminently readable book designed for beginners, author Jim Fatherree has succeeded in rendering that knowledge into the form of very practical and easy-to-follow instructions for making the creation of a reef aquarium in the home or office a completely realizable objective.



Kathy Santo Dog Sense Kathy Santo - Unlocking the secrets of dog behavior

Are you a dog lover who wants to better understand your furry friend's behavior? Look no further! Kathy Santo, a highly respected dog trainer and...



10 Presidents Who Were Killed In Office - Shocking Truth Revealed!

Throughout history, the role of a president has been filled with power, ambition, and danger. While they carry the weight of the nation on their shoulders, presidents also...



Unveiling a World of Magic: Beautifully Illustrated Bedtime Stories for Beginner Readers with Fantasy Animals and Rhyming

Bedtime stories have always held a sense of wonder and magic for young children. They transport them to far-off lands, introducing them to captivating...



The Blind Parables: An Anthology Of Poems

For centuries, poetry has been a medium for expressing emotions, thoughts, and experiences. It transcends the boundaries of language and connects with people...



Rival Conceptions Of Freedom In Modern Iran

The Struggle for Freedom in Iran Iran, a country with a rich history and culture, has experienced various political, social, and cultural changes...



Advances In Their Chemistry And Biological Aspects

In recent years, significant advances have been made in understanding the chemistry and biological aspects of a certain species. Scientists and...



Getting Into Mini Reefs For The Marine Aquarium

Are you interested in enhancing the beauty of your marine aquarium with mesmerizing minireefs? Mini reefs are a fantastic addition to any aquarium setup, offering a...



Exploring the Intriguing Connection Between History, Religion, and the Chinese Martial Arts

When one thinks of Chinese martial arts, popular images of intense training, powerful strikes, and legendary fighters often come to mind. However, beneath the...