

# Dog Sweater Tutorial And Instructions: Keep Your Furry Friend Warm and Stylish!



As the temperature drops, it's essential to keep your furry friend cozy and warm. Why not make a stylish dog sweater yourself? With our easy-to-follow tutorial and instructions, you can create a custom-made garment that not only provides

comfort but also makes your pooch the envy of the neighborhood. Let's dive in and get started!

## Materials Needed

- Knitting needles
- Yarn of your choice
- Measuring tape
- Scissors
- Buttons or fasteners (optional)
- Darning needle

## Step 1: Measuring Your Dog

Before starting your project, it's important to measure your dog. Use a measuring tape to determine the length from the base of their neck to the base of their tail. Measure around their neck and chest areas as well. These measurements will help you create a perfectly fitting dog sweater.



## Dog Sweater Tutorial and Instructions: Warm and Simple Pattern To Crochet For Your Dogs: Sweater Ideas And Tutorial for Dogs

by Bruce Hansen (Kindle Edition)

★★★★☆ 4.3 out of 5

Language : English  
File size : 12776 KB  
Text-to-Speech : Enabled  
Screen Reader : Supported  
Enhanced typesetting : Enabled  
Print length : 51 pages  
Lending : Enabled



## **Step 2: Choosing the Right Yarn**

There are various types of yarn available, so choose one suitable for your dog's needs. Opt for a soft, comfortable yarn that provides warmth without causing any irritation to your pet's skin.

## **Step 3: Picking the Pattern**

Now, let's choose a knitting pattern for your dog sweater. From simple ribbing to intricate cable designs, there are countless patterns available online. Consider your knitting skill level and find a pattern that suits your abilities.

## **Step 4: Getting Started**

Cast on the required number of stitches, as instructed by the pattern. Start knitting according to the pattern, making sure to maintain an even tension throughout. Take breaks, sip some tea, and enjoy the process.



### **Step 5: Knitting the Body**

Continue knitting until you reach the desired length for your dog's sweater. Remember to periodically try it on your dog to ensure the fit is correct. You can add cute details such as pockets or buttons if desired.

### **Step 6: Shaping the Openings**

For the neck and leg openings, follow the pattern instructions to create the perfect fit. Consider using a ribbing pattern for elasticity. This will ensure that the sweater stays in place without causing any discomfort for your pup.

## Step 7: Finishing Touches

Once you've completed the main body of the sweater, it's time for the finishing touches. Weave in any loose ends using a darning needle. Ensure that the seams are secure and tidy. Add buttons or fasteners if desired, making it easy to put on and take off the sweater.

## Step 8: Enjoy!

Now that your dog sweater is complete, it's time to try it on your furry friend. Watch the joy and comfort it brings to their face as they strut around in their stylish and warm new garment. Don't forget to take adorable pictures!

Creating a dog sweater from scratch can be a rewarding experience. It allows you to customize the garment, ensuring the perfect fit for your beloved pet. By following our step-by-step instructions, you'll be able to make a cozy and fashionable sweater that will keep your four-legged companion warm all winter long. So, grab your knitting needles and get started today!



## Dog Sweater Tutorial and Instructions: Warm and Simple Pattern To Crochet For Your Dogs: Sweater Ideas And Tutorial for Dogs


by Bruce Hansen (Kindle Edition)

★★★★☆ 4.3 out of 5

Language	: English
File size	: 12776 KB
Text-to-Speech	: Enabled
Screen Reader	: Supported
Enhanced typesetting	: Enabled
Print length	: 51 pages
Lending	: Enabled




These crochet patterns for dog sweaters will make you smile with delight. If you have a chihuahua or other dog that gets cold easily, then these crochet sweaters are functional. But no matter what size or breed of your dog, they'll look cute when they're all dressed up. Use these sweaters to get attention on their walks, make them feel snuggled when you can't be with them, or take that perfectly adorable pet photo.




## **Kathy Santo Dog Sense Kathy Santo - Unlocking the secrets of dog behavior**

Are you a dog lover who wants to better understand your furry friend's behavior? Look no further! Kathy Santo, a highly respected dog trainer and...



## **10 Presidents Who Were Killed In Office - Shocking Truth Revealed!**

Throughout history, the role of a president has been filled with power, ambition, and danger. While they carry the weight of the nation on their shoulders, presidents also...



## **Unveiling a World of Magic: Beautifully Illustrated Bedtime Stories for Beginner Readers with Fantasy Animals and Rhyming**


Bedtime stories have always held a sense of wonder and magic for young children. They transport them to far-off lands, introducing them to

captivating...




## The Blind Parables: An Anthology Of Poems

For centuries, poetry has been a medium for expressing emotions, thoughts, and experiences. It transcends the boundaries of language and connects with people...



## Rival Conceptions Of Freedom In Modern Iran

The Struggle for Freedom in Iran Iran, a country with a rich history and culture, has experienced various political, social, and cultural changes...



## Advances In Their Chemistry And Biological Aspects

In recent years, significant advances have been made in understanding the chemistry and biological aspects of a certain species. Scientists and...



## Getting Into Mini Reefs For The Marine Aquarium

Are you interested in enhancing the beauty of your marine aquarium with mesmerizing minireefs? Mini reefs are a fantastic addition to any aquarium setup, offering a...



## Exploring the Intriguing Connection Between History, Religion, and the Chinese Martial Arts

When one thinks of Chinese martial arts, popular images of intense training, powerful strikes, and legendary fighters often come to mind. However, beneath the...