

37 Fingering Diagrams: Piccolo Schemes for Brass Woodwind

The piccolo, a small but mighty brass woodwind instrument, offers a unique sound that adds a brilliant touch to any musical ensemble. Playing the piccolo requires mastering fingering techniques, and having access to accurate fingering diagrams can greatly assist in the learning process. In this article, we present 37 detailed piccolo fingering diagrams that will help you elevate your playing to new heights.

to the Piccolo

The piccolo is a member of the woodwind family and is typically half the size of a flute. Despite its size, it produces high-pitched and bright sounds that can cut through any musical arrangement. Its fingerings differ from those of other woodwind instruments, presenting a challenge for beginners. However, with regular practice and the right resources, mastering the piccolo can be a rewarding experience.

2. Importance of Fingering Charts

Fingering charts are essential tools for any instrumentalist. They provide a visual representation of the finger positions required to produce specific notes. Fingering charts help beginners to familiarize themselves with the instrument and serve as a quick reference guide for accomplished piccoloists. They are especially crucial for mastering the complex set of fingerings unique to the piccolo.

Basic Piccolo Fingering Chart: 37 Fingering Diagrams & 37 Piccolo Schemes (Fingering Charts)



for Brass & Woodwind Instruments Book 7)

by Helen Winter([Print Replica] Kindle Edition)

★★★★☆ 4 out of 5

Language : English

File size : 13320 KB

Screen Reader: Supported

Print length : 36 pages

Lending : Enabled



3. The 37 Fingering Diagrams

In this article, we have compiled 37 comprehensive and visually appealing piccolo fingering diagrams. Each diagram highlights the finger placement for a specific note on the piccolo, ensuring accuracy and ease of understanding. These diagrams cover a wide range of notes and are designed for beginners and advanced players alike.

For each fingering, we have included an alt attribute that provides a relevant and descriptive keyword. This alt attribute is essential for visually impaired individuals using screen readers, as it allows them to understand the content of the image. By incorporating long descriptive keywords, we ensure that the alt attributes are informative and useful.

Whether you are learning to play the piccolo or seeking to improve your skills, our collection of 37 fingering diagrams is a valuable resource that can enhance your musical journey.

4. How to Use the Fingering Diagrams

Using the fingering diagrams is straightforward. Locate the note you wish to play on the staff and find the corresponding fingering diagram. Pay attention to the positioning of each finger on the diagram, ensuring accuracy in reproducing the note. With practice, you will build muscle memory and develop the ability to seamlessly transition between different fingerings.

5. Benefits of Accurate Fingering

Mastering accurate fingerings on the piccolo is crucial for producing clear and consistent notes. Proper finger placement ensures a crisp and resonant sound while minimizing the risk of squeaks or other unwanted noises. By referring to the fingering diagrams regularly, you will improve your overall technique and musicality.

6.

The piccolo, with its unique sound and intricate fingerings, offers a challenging but rewarding musical experience. By utilizing the 37 fingering diagrams provided in this article, you will have a valuable resource at your disposal. Practice regularly, focus on accuracy, and enjoy your journey of mastering the piccolo.

Remember to refer to these diagrams whenever you need guidance on specific notes. Through consistent practice, you will develop muscle memory and enhance your playing skills. Happy piccolo playing!

Article by: Your Name

Basic Piccolo Fingering Chart: 37 Fingering Diagrams & 37 Piccolo Schemes (Fingering Charts for Brass & Woodwind Instruments Book 7)

by Helen Winter([Print Replica] Kindle Edition)

★★★★☆ 4 out of 5



Language : English
File size : 13320 KB
Screen Reader: Supported
Print length : 36 pages
Lending : Enabled



This book aims to help beginners play the piccolo simply and easily. The book includes 36 piccolo diagrams with fingering positions, along with pitch names and staff notations and 36 illustrations of the fingering location on the piccolo itself.

The piccolo is about half the size of a flute, and it sounds one octave higher. It plays the highest notes of the woodwind family.


The piccolo also is a transposing instrument, and the piccolo's sheet music is never written at the pitch it actually sounds. Instead, the piccolo sounds one octave higher than its written pitch. The musical notes in this book cover almost 3 octaves from D4 to C7 (written). The resulting sound on the piccolo is from D5 to C8.

Here are the primary fingerings (basic charts). Note that the book does not include Trill or Tremolo fingerings.

You can cut out the charts or use them in the booklet. Each note here has its own piece of paper. One side of the page shows the connection between the dots and their fingering on a diagram, and the reverse side depicts the same fingering illustration on the piccolo itself.


Under the piccolo pictures, you will also find the fingering combinations depicted with the names of the keys. You may choose a style that is more understandable and comfortable for you.

We hope these fingering charts will be a valuable visual aid for you and your kids or students. The size of the cut-out is 6.5x10 inches (16x25 cm).




Kathy Santo Dog Sense Kathy Santo - Unlocking the secrets of dog behavior

Are you a dog lover who wants to better understand your furry friend's behavior? Look no further! Kathy Santo, a highly respected dog trainer and...



10 Presidents Who Were Killed In Office - Shocking Truth Revealed!

Throughout history, the role of a president has been filled with power, ambition, and danger. While they carry the weight of the nation on their shoulders, presidents also...




Unveiling a World of Magic: Beautifully Illustrated Bedtime Stories for Beginner Readers with Fantasy Animals and Rhyming

Bedtime stories have always held a sense of wonder and magic for young children. They transport them to far-off lands, introducing them to captivating...




The Blind Parables: An Anthology Of Poems

For centuries, poetry has been a medium for expressing emotions, thoughts, and experiences. It transcends the boundaries of language and connects with people...




Rival Conceptions Of Freedom In Modern Iran

The Struggle for Freedom in Iran Iran, a country with a rich history and culture, has experienced various political, social, and cultural changes...




Advances In Their Chemistry And Biological Aspects

In recent years, significant advances have been made in understanding the chemistry and biological aspects of a certain species. Scientists and...



Getting Into Mini Reefs For The Marine Aquarium

Are you interested in enhancing the beauty of your marine aquarium with mesmerizing minireefs? Mini reefs are a fantastic addition to any aquarium setup, offering a...



Exploring the Intriguing Connection Between History, Religion, and the Chinese Martial Arts

When one thinks of Chinese martial arts, popular images of intense training, powerful strikes, and legendary fighters often come to mind. However, beneath the...