

18 Colorful Basic Fingering Chart Cards For Beginners Fingering Charts For

When it comes to learning a musical instrument, having access to high-quality resources is essential. For beginners learning to play a wind instrument, fingering charts are one of the most helpful tools they can have. These charts provide a visual representation of the fingers' positions on the instrument's keys, making it easier for beginners to understand and memorize the correct fingerings.

In this article, we will explore 18 colorful basic fingering chart cards designed specifically for beginner musicians. These charts are not only informative but also visually appealing, making learning a new instrument a more enjoyable experience.

Why Are Fingering Charts Important?

Fingering charts serve as a visual guide for beginners to understand how to position their fingers on the instrument. They provide a handy reference for the correct fingerings for each note, allowing beginners to produce accurate and beautiful sounds.



Soprano Recorder Fingering Charts. For Baroque and German Style Recorder: 18 Colorful Basic Fingering Chart Cards for Beginners (Fingering Charts for Brass & Woodwind Instruments Book 6)

by Helen Winter([Print Replica] Kindle Edition)

★★★★☆ 4.9 out of 5

Language : English

File size : 3929 KB

Screen Reader : Supported

Print length : 59 pages

Lending : Enabled



Learning the fingerings for each note is important because it enables beginners to play various melodies and songs. Without a clear understanding of fingering positions, beginners may struggle to produce clear and pleasant sounds, resulting in frustration and hindered progress.

Additionally, fingerings charts help beginners develop good muscle memory, allowing them to quickly and effortlessly move between different notes. With practice, beginners can memorize the fingerings and play more fluently, achieving a higher level of mastery on their instrument.

Basic Fingering Chart Cards for Beginners

1. The Clarinet Fingering Chart Card



Clarinet Fingering Chart


12 : Pressed 12th Key ● : Closed Hole ○ : Open Hole ★ : Normal clarinetfingeringchart.com



The chart displays three staves of musical notation. The first staff covers the range from C4 to G4, the second from A3 to E5, and the third from F4 to C5. Each note is accompanied by a fingering diagram consisting of numbers 1-4 and symbols (●, ○, ★) indicating which keys are pressed or holes are closed/opened. The legend at the top explains these symbols: 12 for the pressed 12th key, ● for a closed hole, ○ for an open hole, and ★ for a normal fingering.

This colorful clarinet chart card provides beginners with a clear and concise guide to the instrument's fingerings. Each note is represented with a numbered diagram, making it easy for beginners to understand and memorize the fingerings.

2. The Flute Fingering Chart Card



Designed for flute beginners, this chart card showcases the fingerings for each note on the flute. With detailed visual diagrams, beginners can quickly grasp the finger placements needed to produce the desired sounds.

3. The Saxophone Fingering Chart Card

The chart is divided into two main sections, each with a musical staff at the top and a grid of diagrams below. The diagrams are organized into columns for each note and rows for 'LEFT' and 'RIGHT' hand positions. The notes and their alternate fingerings are as follows:

Section 1 (Top):

- E flat
- E
- F
- F sharp
- F sharp (alternate)
- G
- G sharp
- A
- B flat
- B flat (alternate)
- B flat (alternate)

Section 2 (Bottom):

- B flat (alternate)
- B
- C
- C (alternate)
- C sharp
- D
- E flat
- E
- F
- F (alternate)
- F sharp

The diagrams use black and white circles to represent finger placement on the keys, with some keys highlighted in black to indicate which finger should be used. The 'LEFT' and 'RIGHT' labels are placed vertically to the left of each row of diagrams.

For aspiring saxophonists, this chart card offers a comprehensive fingering guide. With color-coded diagrams, beginners can easily differentiate between the fingerings for different saxophone types, such as alto, tenor, and soprano.

4. The Trumpet Fingering Chart Card

BASIC FINGERING CHART
CORNET, TRUMPET, MELLOPHONE, ALTO HORN

CONN-SELMER, INC.
www.conn-selmer.com

Circles above the note represent the valves.
 Red (filled) circles indicate valves that are to be depressed.
 These fingerings also apply to valve trombone, baritone horn and euphonium when these instruments are written in treble clef.

3... 2... 1...
 F# G G# A A A# B B C C# D

3... 2... 1...
 D D# E E F F# G G G# A A


3... 2... 1...
 A# B B C C# D D D# E E F

3... 2... 1...
 F# G G G# A A A# B B C

Y-F15

This vibrant chart card presents the fingerings for the trumpet in an intuitive and accessible manner. Beginners can quickly locate the correct finger positions for each note, enabling them to play melodies and scales more efficiently.

5. The Trombone Fingering Chart Card



Specifically designed for trombone beginners, this chart card depicts the various slide positions and valve combinations necessary to produce each note. With concise diagrams and clear labeling, beginners can easily navigate the complexities of the trombone's fingerings.

Advantages of Colorful Chart Cards

Utilizing colorful chart cards when learning a new instrument brings several advantages for beginners:

Enhanced Visual Representation: Colorful chart cards provide a clearer and more visually appealing representation of the fingerings. The use of different colors aids in distinguishing between various notes and finger positions, making it easier for beginners to remember and comprehend.

Improved Memorization: The combination of colors and diagrams enhances the memorization process. The visual cues help beginners associate each note with a specific finger position, enabling quicker and more accurate recall during practice or performances.

Engaging Learning Experience: Colorful chart cards make the learning process more enjoyable by capturing the learner's attention. The bright and visually stimulating designs encourage beginners to engage with the charts, helping them stay focused and motivated throughout their practice sessions.

For beginners embarking on a musical journey with a wind instrument, having access to well-designed fingering charts is crucial. The 18 colorful basic fingering chart cards outlined in this article offer a fantastic resource for wind instrument players starting their musical endeavors.

By utilizing these visually appealing and informative charts, beginners can improve their understanding of fingerings, enhance their muscle memory, and ultimately progress more quickly on their musical journey. So, get your hands on these colorful chart cards and begin your musical adventure today!

Soprano Recorder Fingering Charts. For Baroque and German Style Recorder: 18 Colorful Basic



Fingering Chart Cards for Beginners (Fingering Charts for Brass & Woodwind Instruments Book 6)

by Helen Winter([Print Replica] Kindle Edition)

★★★★☆ 4.9 out of 5

Language : English

File size : 3929 KB

Screen Reader : Supported

Print length : 59 pages

Lending : Enabled



This book will help you begin to play music on a Soprano Recorder simply and easily, with no previous knowledge of reading notes.

The book includes 18 large pictures with Fingering Positions for the Soprano Recorder, with Pitch Names and Notations. These charts are suitable for both popular styles of a soprano recorder.

The musical notes included are: C D E F F# G A Bb B C D E F G

This is the standard notation used for general elementary classrooms.

Low B has 2 alternate fingerings. Low F, Low F#, and High F have different fingering for Baroque and Germanic recorders.

The reverse of most pages with fingering charts depicts the sheet music for a simple song, with a letter above each note.

You can cut out the fingering charts and use them as a visual aid for your kids, or if you are a teacher, for your students. The size of the cut-out will be is 5.3x8.46 inches (13.5 x21.5 cm).

Songs:

Mary Had a Little Lamb

The Wheels on the Bus

London Bridge Is Falling Down


Five Little Ducks

Cobbler, Cobbler Mend My Shoe

Ring around the Rosie


Rain, Rain, Go Away

Baby Bumble Bee




Kathy Santo Dog Sense Kathy Santo - Unlocking the secrets of dog behavior

Are you a dog lover who wants to better understand your furry friend's behavior? Look no further! Kathy Santo, a highly respected dog trainer and...



10 Presidents Who Were Killed In Office - Shocking Truth Revealed!

Throughout history, the role of a president has been filled with power, ambition, and danger. While they carry the weight of the nation on their shoulders, presidents also...



Unveiling a World of Magic: Beautifully Illustrated Bedtime Stories for Beginner Readers with Fantasy Animals and Rhyming


Bedtime stories have always held a sense of wonder and magic for young children. They transport them to far-off lands, introducing them to

captivating...




The Blind Parables: An Anthology Of Poems

For centuries, poetry has been a medium for expressing emotions, thoughts, and experiences. It transcends the boundaries of language and connects with people...




Rival Conceptions Of Freedom In Modern Iran

The Struggle for Freedom in Iran Iran, a country with a rich history and culture, has experienced various political, social, and cultural changes...




Advances In Their Chemistry And Biological Aspects

In recent years, significant advances have been made in understanding the chemistry and biological aspects of a certain species. Scientists and...



Getting Into Mini Reefs For The Marine Aquarium

Are you interested in enhancing the beauty of your marine aquarium with mesmerizing minireefs? Mini reefs are a fantastic addition to any aquarium setup, offering a...



Exploring the Intriguing Connection Between History, Religion, and the Chinese Martial Arts

When one thinks of Chinese martial arts, popular images of intense training, powerful strikes, and legendary fighters often come to mind. However, beneath the...